



eNotices

What are eNotices?

How to enroll for eNotices

What are eNotices?

eNotices gives you the option to receive certain notices that are typically mailed to your home address in an electronic format instead of paper format. You can decide the types of notices that you would like to receive electronically by following the instructions in this guide.

Types of notices available includes overdraft notices, loan delinquency notices, certificate maturity notices & so much more.

What are eNotices?

Types of eNotices include the following:

Certificate Notices

- Certificate Maturity Notices
- Certificate Renewal Notices

Lending

- Loan Delinquency Notices (issued 10 days beyond due date)

Member

- Safe Deposit Box Notices
- Overdrawn Account Notices
- Closed Account Notices


NSF/Overdraft

- Item Return notices (when a debit or automatic withdrawal is not paid from your account)
- Courtesy Pay Notices (when an item is paid using the Courtesy Pay feature)
- Overdraft Notices (when an item is paid using the overdraft feature, typically from another account such as savings or a line of credit)

Tax Form

- IRA Notices (Annual Contributions, Distributions, Fair Market Value statements, RMD (required minimum distribution) notices, etc)
- Interest Income Notices

1. Login to Online Banking



User Logon

[Forgot Security Code?](#)

2. Choose the Self Service tab across the top of home banking.

Proudly Serving Anderson & Abbeville Counties

864.332.6372 Upstate Connection 24/7

Upstate
Federal Credit Union
"Your Community Credit Union"

Welcome back APRIL NEAL. Your last login was: 06/13/2016 11:24:57AM EST

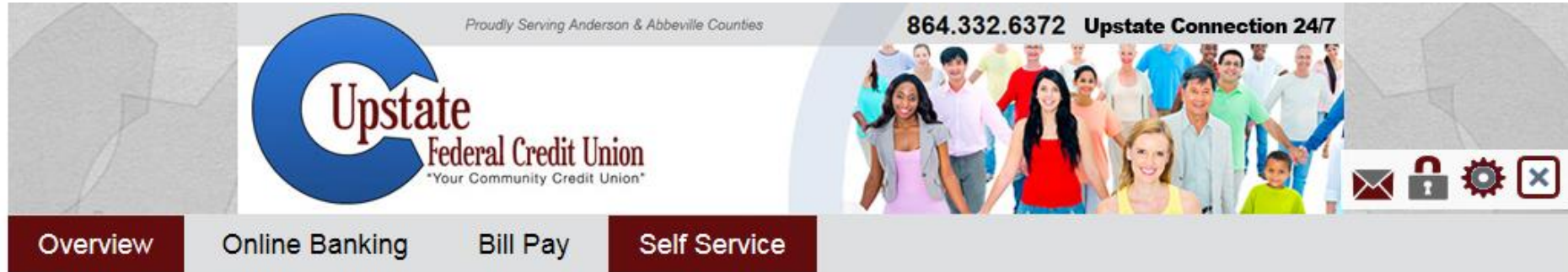
Overview Online Banking Bill Pay **Self Service**



3. Select eNotices under the Additional Services heading

The screenshot displays the Upstate Federal Credit Union website interface. At the top, the logo features a large blue 'C' with 'Upstate' in red and 'Federal Credit Union' in black below it, with the tagline 'Your Community Credit Union'. To the right, it says 'Proudly Serving Anderson & Abbeville Counties' and '864.332.6372 Upstate Connection 24/7'. Below the header is a navigation bar with 'Overview', 'Online Banking', 'Bill Pay', and 'Self Service' (highlighted in dark red). Under 'Self Service', three panels are visible: 'Alerts' (with links for Account Alert, Transfer Alert, General Alert, Alert History, and Schedule Reminder), 'Additional Services' (with links for eStatements, eNotices, and Mobile Money), and 'Member Requests' (with a dropdown menu). A black arrow points from the 'Alerts' panel to the 'Additional Services' panel.

4. Review the Terms & Conditions



eNotices Terms & Conditions

Terms and Conditions

Your use of <https://www.virtualbranchservices.com/tool/vbranch/> ('Site') is expressly conditioned upon your acceptance of the following terms and conditions ('Terms and Conditions'). If you do not agree with any part of the Terms and Conditions, you must not use this Site. Use by you of this Site indicates your agreement to the following Terms and Conditions and shall apply regardless of the means by which the Site was accessed.

1. Fiserv Solutions and its third party vendors, if any, are the owners of all copyrights, trade secrets, patents or other intellectual property rights in this Site. You may not disassemble, decompile, reverse engineer or otherwise derive source code from the software, reproduce, distribute, publish, license, modify, create derivative works from, transfer, sell, rent or lease any information, software products or services obtained from this Site without the express written permission of Fiserv Solutions. All references to Fiserv Solutions in these Terms and Conditions will be deemed to include all subsidiaries of Fiserv Solutions.
2. You agree to use this Site solely for your own purposes and not to use or exploit any portion of this Site or the services facilities of this Site for commercial purposes not related to your personal use.

Below the Terms & Conditions, select the types of notices you would like to receive electronically and click Agree.

explanation of each category was previously discussed in the "What are eNotices?" section.

You are enrolling in eNotices for the following members:

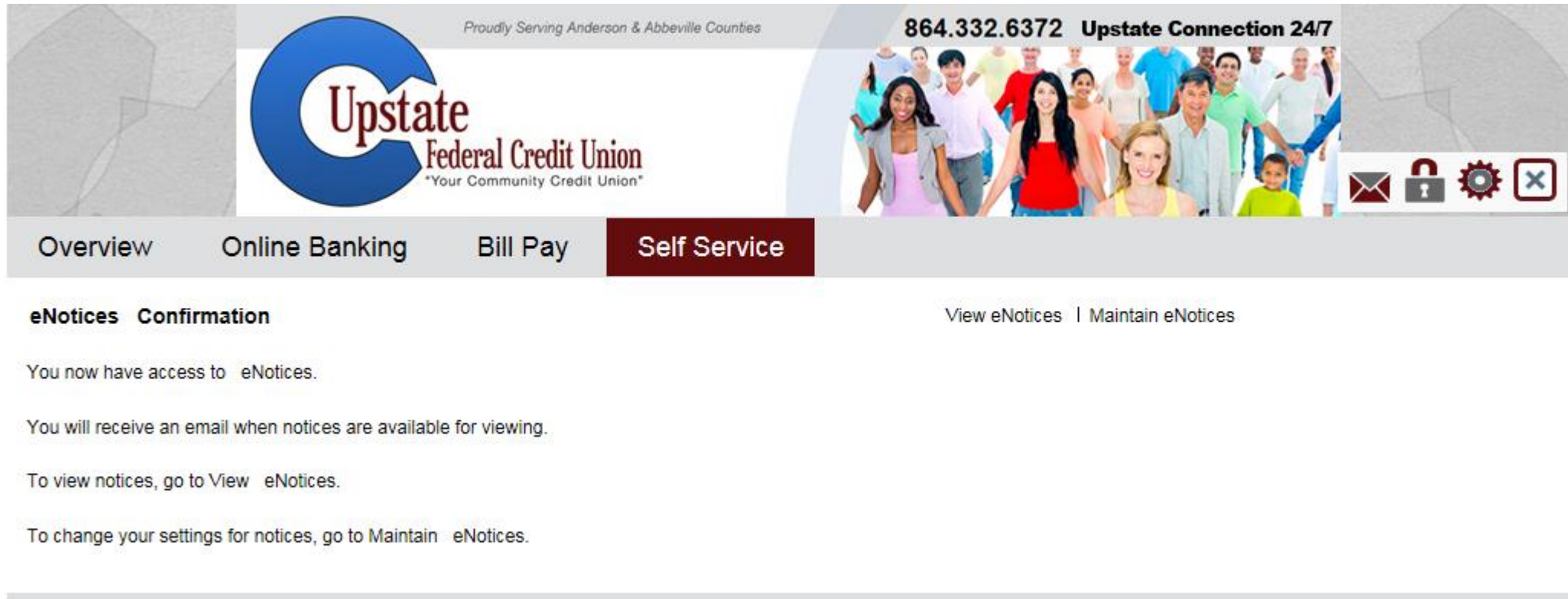
Member #

By enrolling in eNotices you agree to receive the following document types electronically.
Uncheck those document types you wish to continue to receive in paper form.

- Certificate
- Lending
- Member
- NSF/Overdraft
- Tax Form

I have read and agree to the eNotices Terms & Conditions:

5. After clicking Agree, you will receive a confirmation if your enrollment was successful.



The screenshot displays the Upstate Federal Credit Union website interface. At the top, the logo features a large blue 'C' with 'Upstate' in red and 'Federal Credit Union' in black, with the tagline 'Your Community Credit Union' below it. To the right, it says 'Proudly Serving Anderson & Abbeville Counties' and '864.332.6372 Upstate Connection 24/7'. A navigation bar includes 'Overview', 'Online Banking', 'Bill Pay', and 'Self Service' (highlighted in dark red). Below the navigation, the page title is 'eNotices Confirmation' with links for 'View eNotices' and 'Maintain eNotices'. The main content area contains three paragraphs of text.

eNotices Confirmation [View eNotices](#) | [Maintain eNotices](#)

You now have access to eNotices.

You will receive an email when notices are available for viewing.

To view notices, go to [View eNotices](#).

To change your settings for notices, go to [Maintain eNotices](#).

How will I receive eNotices?

eNotices will be available to you through your Online Banking. When a new eNotice is available, you will receive an email stating that you have a new eNotice available. You will then login to Online Banking to view your notice.